

PRESSED STEEL OVAL FLANGE BALL BEARING UNITS

SAPFL2 SBPFL2

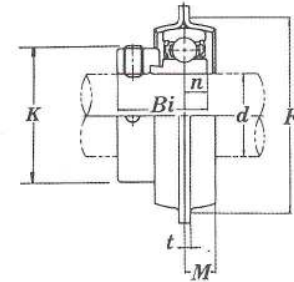
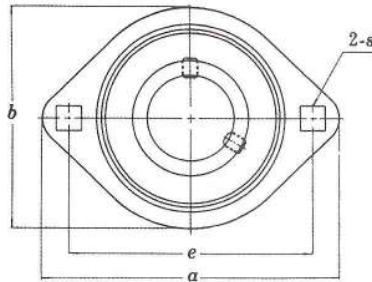
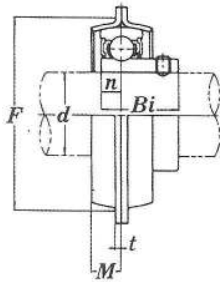
(NORMAL DUTY)



L TYPE SEAL

SBPFL2 (SET SCREW LOCKING)

SAPFL2 (WITH ECCENTRIC LOCKING COLLAR)



Unit No.	Shaft Dia.		Dimensions (in./mm)							Bolt Used (in.)	SAPFL				SBPFL			Housing No.
	(in.)	(mm)	a	e	M	b	t	s	n		F _(min)	Bi	K	Bearing No.	Weight (kgf)	Bi	Bearing No.	
SAPFL 201	1/2	12												SA 201		SB 201		
SBPFL 201-8											1.1260	1.1260	201-8		201-8			
202		15	3 3/16	2 1/2	9/32	2 5/16		9/32	0.2362	1.9291	1/4	28.6	28.6	202	0.22	202	0.19	PFL203
SAPFL 202-10	5/8	17	81	63.5	7.0	59	2.0	7.1	6.0	49	6			202-10		202-10		
SBPFL 203														203		203		
SAPFL 204-12	3/4		3 19/32	2 13/16	5/16	2 5/8		1 11/32	0.2756	2.1654	5/16	1.2204	1.2598	SA 204-12		SB 204-12		
SBPFL 204		20	91	71.5	8	67	2.0	8.7	7.0	55	6	31	32	204	0.24	204	0.24	PFL204
SAPFL 205-14	7/8		3 25/32	3	23/64	2 25/32		1 11/32	0.2953	2.3622	5/16	1.2204	1.5000	SA 205-14		SB 205-14		
SBPFL 205	1	25	96	76.0	9	71	2.0	8.7	7.5	60	8	31	38.1	205	0.32	205	0.28	PFL205
205-16														205-16		205-16		
SAPFL 206-18	1 1/8		4 7/16	3 9/16	25/64	3 5/16		7/16	0.3150	2.7953	3/8	1.4055	1.7520	SA 206-18		SB 206-18		
SBPFL 206	1 3/16	30	113	90.5	10	84	2.6	11	8.0	71	8	35.7	44.5	206	0.41	206	0.38	PFL206
206-19														206-19		206-19		
206-20														206-20		206-20		
SAPFL 207-20	1 1/4		4 27/32	3 15/16	13/32	3 11/16		1 3/32	0.3346	3.190	3/8	1.5315	2.1890	SA 207-20		SB 207-20		
SBPFL 207-22	1 3/8	35	123	100	10.5	94	2.6	10.5	8.5	81	10	38.9	55.6	207	0.70	207	0.62	PFL207
207														207		207		
207-23														207-23		207-23		