

PRESSED STEEL PILLOW BLOCK BALL BEARING UNITS

SAPP2 SBPP2

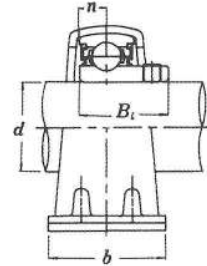
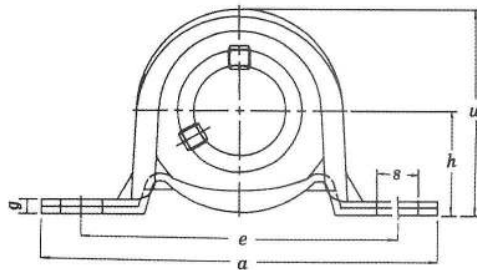
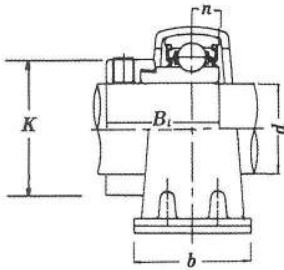
(NORMAL DUTY)



L TYPE SEAL

SBPP2(SET SCREW LOCKING)

SAPP2(WITH ECCENTRIC LOCKING COLLAR)



Unit No.	Shaft Dia.		Dimensions (in.) (mm)								Bolt Used (in.)	S A P P				S B P P			Housing NO
	d		h	a	e	b	s	g	w	n		Bi	K	Bearing No.	Weight (kgf)	Bi	Bearing No.	Weight (kgf)	
	(in.)	(mm)																	
SAPP SBPP 201 201-8	1/2	12											SA 201			SB 201			
202		15	7/8	3 3/8	2 23/64	63/64	3/8		1 23/32	0.2362	5/16	1.1260	1.1260	201-8	0.19	201-8			
202-10 203	5/8	17	22.2	86	68	25	9.5	3.2	43.8	6.0		28.6	28.6	202		202	0.16	PP 203	
SAPP SBPP 204-12 204	3/4	20	1	3 27/32	2 63/64	1 1/4	3/8		1 63/64	0.2756	5/16	1.2204	1.2598	SA 204-12 204	0.23	0.9843 25	SB 204-12 204	0.23	PP 204
SAPP SBPP 205-14 205 205-16	7/8	25	1 1/8	4 1/4	3 25/64	1 1/4	29/64		2 15/64	0.2953	3/8	1.2204	1.5000	SA 205-14 205 205-16	0.32	1.0630 27	SB 205-14 205 205-16	0.28	PP 205
SAPP SBPP 206-18 206 206-19 SAPP 206-20	1 1/8	30	1 5/16	4 21/32	3 47/64	1 1/2	29/64		2 39/64	0.3150	3/8	1.4055	1.7480	SA 206-18 206 206-19 206-20	0.50	1.1811 30	SB 206-18 206 206-19	0.47	PP 206
SAPP SBPP 207-20 207-22 207 207-23	1 1/4	35	1 9/16	5 5/64	4 5/32	1 21/32	29/64		3 1/8	0.3346	3/8	1.5315	2.1890	SA 207-20 207-22 207 207-23	0.71	1.2598 32	SB 207-20 207-22 207 207-23	0.57	PP 207