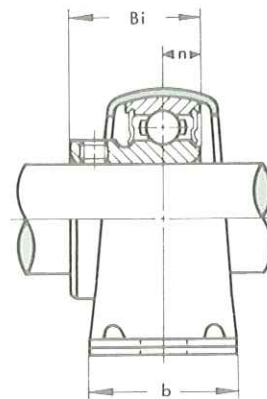
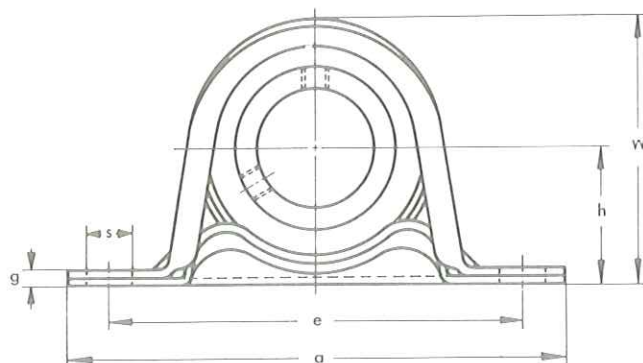


PRESSED STEEL HOUSING PILLOW BLOCKS

BPP type

Light Duty
Set-screw Locking

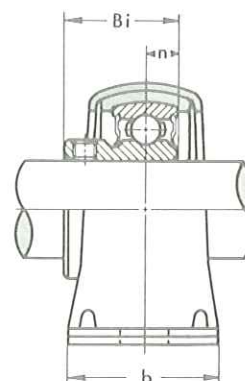
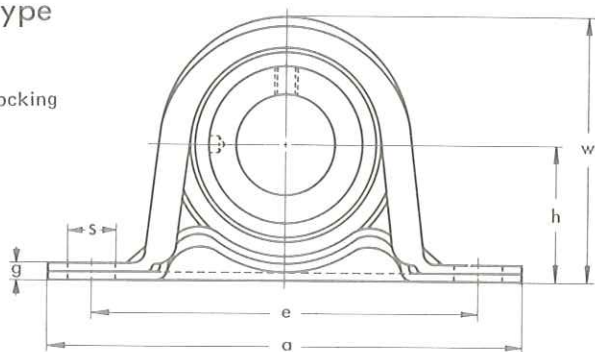


Unit No.	Shaft Diom. mm	Dimensions mm									Bolt Size mm	Bearing No.	Housing No.	Weight kg
		h	a	e	b	s	g	w	Bi	n				
BPP 1	12	22.2	86	68	25	9.5	3.2	44	22	6	M8	B 1	PP 3	0.16
BPP 2	15	22.2	86	68	25	9.5	3.2	44	22	6	M8	B 2	PP 3	0.15
BPP 3	17	22.2	86	68	25	9.5	3.2	44	22	6	M8	B 3	PP 3	0.13
BPP 4	20	25.4	98	76	32	9.5	3.2	50	24.7	7	M8	B 4	PP 4	0.21
BPP 5	25	28.6	108	86	32	11.5	4	56	27	7.5	M10	B 5	PP 5	0.29
BPP 6	30	33.3	117	95	38	11.5	4	66	30.3	8	M10	B 6	PP 6	0.42
BPP 7	35	39.7	129	106	42	11.5	4.6	78	32.9	8.5	M10	B 7	PP 7	0.61

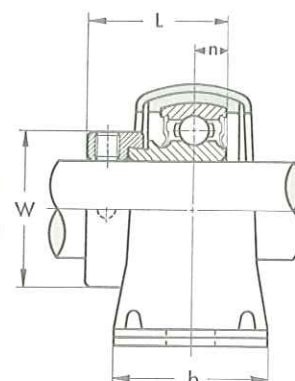
RUBBER CUSHIONED PILLOW BLOCKS

- * BPR type
- * KHPR 200 type

Light Duty
Set-screw Locking
Eccentric Collar Locking



BPR type
Set-screw Locking



KHPR 200 type
Eccentric Collar Locking

Unit No.		Shaft Diom. mm	Dimensions mm										Bolt Size mm	Housing No.	Rubber Ring No.		Weight kg			
Complete with B type	Complete with KH 200+ AE type		h	a	e	b	s	g	w	Bi	L	n			W	BPR	KHPR	BPR	KHPR	
BPR 1	KHPR 201	12	25.4	98	76	32	9.5	3.2	50	22	28.6	6	6.5	28.6	M 8	PP 4	R 4	R 4F	0.19	0.21
BPR 2	KHPR 202	15	25.4	98	76	32	9.5	3.2	50	22	28.6	6	6.5	28.6	M 8	PP 4	R 4	R 4F	0.13	0.20
BPR 3	KHPR 203	17	25.4	98	76	32	9.5	3.2	50	22	28.6	6	6.5	28.6	M 8	PP 4	R 4	R 4F	0.16	0.19
BPR 4	KHPR 204	20	28.6	108	86	32	11.5	4	56	24.7	31	7	7.5	33.3	M10	PP 5	R 5	R 5F	0.25	0.24
BPR 5	KHPR 205	25	33.3	117	95	38	11.5	4	66	27	31	7.5	7.5	38.1	M10	PP 6	R 6	R 6	0.33	0.35
BPR 6	KHPR 206	30	39.7	129	106	42	11.5	4.6	78	30.3	35.7	8	9	44.5	M10	PP 7	R 7	R 7F	0.48	0.53